

**Why Invest In AWR?**

**Earnings Growth Potential**

- ✓ **9.5% compound annual growth rate (CAGR)** in adjusted diluted EPS (2016–2021)
- ✓ Planned prudent CapEx at 3.5x – 4.0x depreciation grows the utilities’ rate base
- ✓ Significant success and growth prospects for the military base privatization business

**Strong Dividend Record**

- ✓ **68 consecutive years** of annual dividend increases
- ✓ Targeting a CAGR of **more than 7% over the long term**
- ✓ **An 8.9% increase** in 2022. Calendar year dividend payments have grown at a CAGR of **9.2% over the last ten years**

**Favorable Utility Regulatory Environment**

- ✓ Forward-looking (future) test years limit regulatory lag
- ✓ Recovery of operating costs / Return on rate base
- ✓ Revenues are decoupled from sales and provide more consistent earnings

**Stable Utility Customer Base**

- ✓ ~90% of water and electric revenues derived from residential and commercial customers

**Seasoned & Committed Management**

**Strong Balance Sheet**  
A+/A2 debt ratings

**Well-Positioned for Consolidation Opportunities**

**Valuable Water Rights Portfolio to Meet Water Supply Needs**

**Sustainability Strength**


- ✓ 32% reduction in per customer water use since 2007
- ✓ 36% use of renewable power at the electric utility business
- ✓ Safe and adequate water supply

**AWR is a low volatility water utility with a secure and growing dividend, operating in a constructive regulatory environment in California, along with a growing unregulated contracted services business serving 11 military bases under 50-year contracts.**

American States Water Company (AWR) is the parent company of Golden State Water Company (GSWC), Bear Valley Electric Service, Inc. (BVESI) and American States Utility Services, Inc. (ASUS) and its subsidiaries, serving over **1 million people in 9 states.**

**Regulated Business / GSWC and BVESI** 

GSWC and BVESI are public utilities regulated by the California Public Utilities Commission (CPUC). GSWC engages in the delivery of water service to 263,000 customer connections in Northern, Coastal and Southern California. BVESI provides electric service to 24,700 customer connections in the city of Big Bear Lake and surrounding areas in San Bernardino County, California.

**Contracted Services Business / ASUS** 

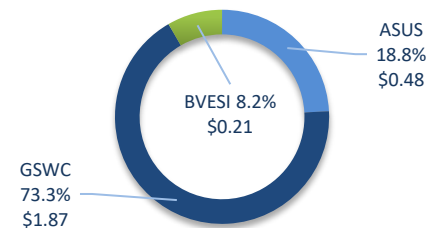
ASUS provides operations, maintenance and construction management services for water distribution, wastewater collection, and treatment facilities at 11 military bases under 50-year contracts with the government, including:

- Fort Bliss in **Texas** and **New Mexico**
- Joint Base Andrews in **Maryland**

- Joint Expeditionary Base Little Creek-Fort Story and Joint Base Langley-Eustis in **Virginia**
- Fort Lee in **Virginia** (wastewater only)
- Fort Bragg, Pope Army Airfield and Camp Mackall in **North Carolina**
- Fort Jackson in **South Carolina**
- Eglin AFB in **Florida**
- Fort Riley in **Kansas**

Numerous military bases are still to be privatized; active bids currently in process. Significant water/wastewater contracts to be awarded over the next five years.

**2021 Earnings Per Share**



**Total \$2.55\***

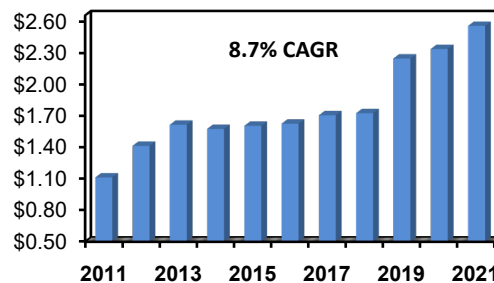
\*Also includes the parent company 2021 results of -\$0.01 per share

**Stock Symbol NYSE: AWR**

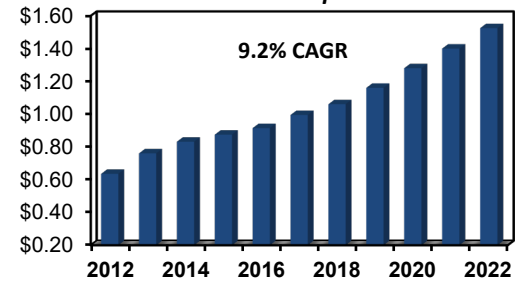
Market Cap: **\$3.3 billion**  
Average Daily Volume (3 mo): **~163,300**  
Institutional Ownership: **~77%**  
AWR Debt Rating: **A+** (negative outlook)

52-Week Range: **\$103.77 - \$71.22**  
Dividend Yield: **1.79%**  
Closing Price 08/15/2022: **\$89.82**

**Adjusted Diluted EPS<sup>(1)</sup>**



**Dividends Paid per Share\***



\*these amounts represent calendar year dividend payments

**Financial Highlights**

Dollars in millions, except per share amounts

	<u>2021</u>	<u>2020</u>	<u>2019</u>	<u>2018</u>	<u>2017</u>
Operating Revenues <sup>(1)(2)</sup>	\$498.8	\$488.2	\$471.5	\$436.8	\$440.6
Operating Income <sup>(1)(2)(3)</sup>	141.0	130.5	124.8	101.0	118.8
Diluted EPS <sup>(1)</sup>	2.55	2.33	2.24	1.72	1.75
Dividends Paid per Share	1.400	1.280	1.160	1.060	0.994
Capital Additions	144.5	130.4	151.9	126.6	113.1

<sup>(1)</sup> 2011 adjusted diluted EPS excludes \$0.10 per share from discontinued operations; 2017 excludes a gain on the sale of assets of \$8.3 million or \$0.13 per share; and 2019 excludes revenues of \$2.3 million, or \$0.04 per share, related to the retroactive impact to the full year 2018 of the electric general rate case.

<sup>(2)</sup> Beginning in 2018, reflects lower revenues for recovery of a lower federal corporate income tax rate due to tax reform.

<sup>(3)</sup> Before Income Taxes and Interest (net).

## Strategic Goals

### Regulated Utilities:

- Deliver outstanding customer service
- Focus on operational efficiency to minimize costs to customers
- Make prudent capital additions that enhance shareholder and customer value
- Earn the authorized return on equity and return on rate base
- Receive timely recovery of costs
- Maintain good working relationship with state regulatory commission
- Be proactive in managing resources and influencing policy
- Expand customer base through organic growth and water acquisitions
- Pursue conservation initiatives
- Maintain a strong water supply portfolio
- Purchase goods and services from diverse vendors

### Contracted Services:

- Deliver outstanding customer service
- Increase net income from current contracts through efficient operations
- Further develop service opportunities on current military bases
- Actively pursue numerous military bases still to be privatized
- Earn higher returns on investment than the allowed returns for regulated utilities

## Stock Symbol NYSE: AWR

10-year Total Return: **AWR vs. S&P 500** Source: Marketwatch.com

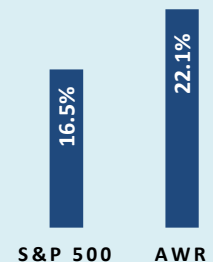


## 10-Year Compound Annual Return

Based on performance measures set forth by the SEC, a \$1,000 investment in the common shares of AWR on December 30, 2011, assuming all dividends were reinvested in additional common shares of the company, would have increased in value to \$7,359 as of December 31, 2021.

This amounts to a **compound annual growth rate** of 22.1% as compared to 16.5% if invested in the S&P 500.

Past performance is no guarantee of future results, since share prices and returns can fluctuate.



## Analyst Coverage

Barclays.....	Eric Beaumont
Evercore Group LLC.....	Durgesh Chopra
Janney Montgomery Scott LLC.....	Michael Gaugler
Seaport Global Securities LLC.....	Angie Storzynski
Wells Fargo Securities LLC.....	Jonathan Reeder

## Contact Us

[www.aswater.com](http://www.aswater.com)

For more information about American States Water Company, including the latest stock quotes and historical performance data, common share purchase and dividend reinvestment information, news releases and much more.



American States Water Company  
Investor Relations  
630 East Foothill Boulevard  
San Dimas, California 91773  
(877) 463-6297 (INFOAWR)  
[investorinfo@aswater.com](mailto:investorinfo@aswater.com)

## Forward-Looking Statement

Certain matters discussed in this Fact Sheet are forward-looking statements intended to qualify for the "safe harbor" from liability established by the Private Securities Litigation Reform Act of 1995. These forward-looking statements can generally be identified as such because the context of the statements will include words such as the Company "believes," "anticipates," "expects" or words of similar import. Statements that describe the Company's future plans, objectives, estimates or goals are also forward-looking statements that are subject to risks and uncertainties that could cause actual results to differ materially from those expressed or implied in the statements.